

Finiture, wallpaper e composizioni

FINISHES, WALLPAPER AND COMPOSITIONS

**Tante possibilità di
personalizzazione per il
proprio living, le pareti
e i complementi.**

Endless customisation options for your living
space, walls and furnishings.

Legni

Wood














Frassino colore. Colori laccati lucidi e opachi

Ash wood colours - glossy and matt lacquered colours



























Melaminici

Melamine

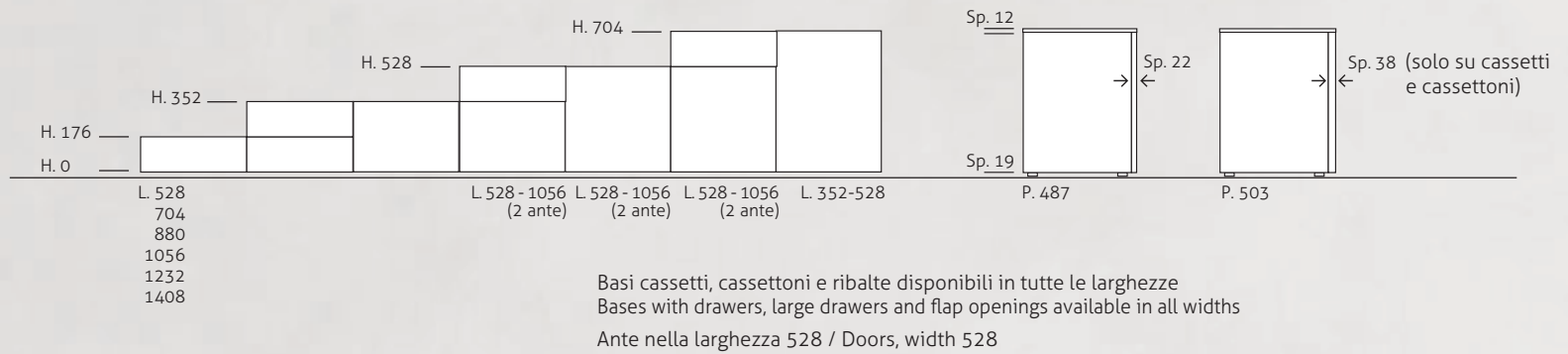
					
Bianco	Juta	Canapa	Frassino bianco	Frassino juta	Frassino canapa
					
Olmo artico	Olmo grigio	Rovere style	Rovere brunito	Rovere nodato	

Carte da parati

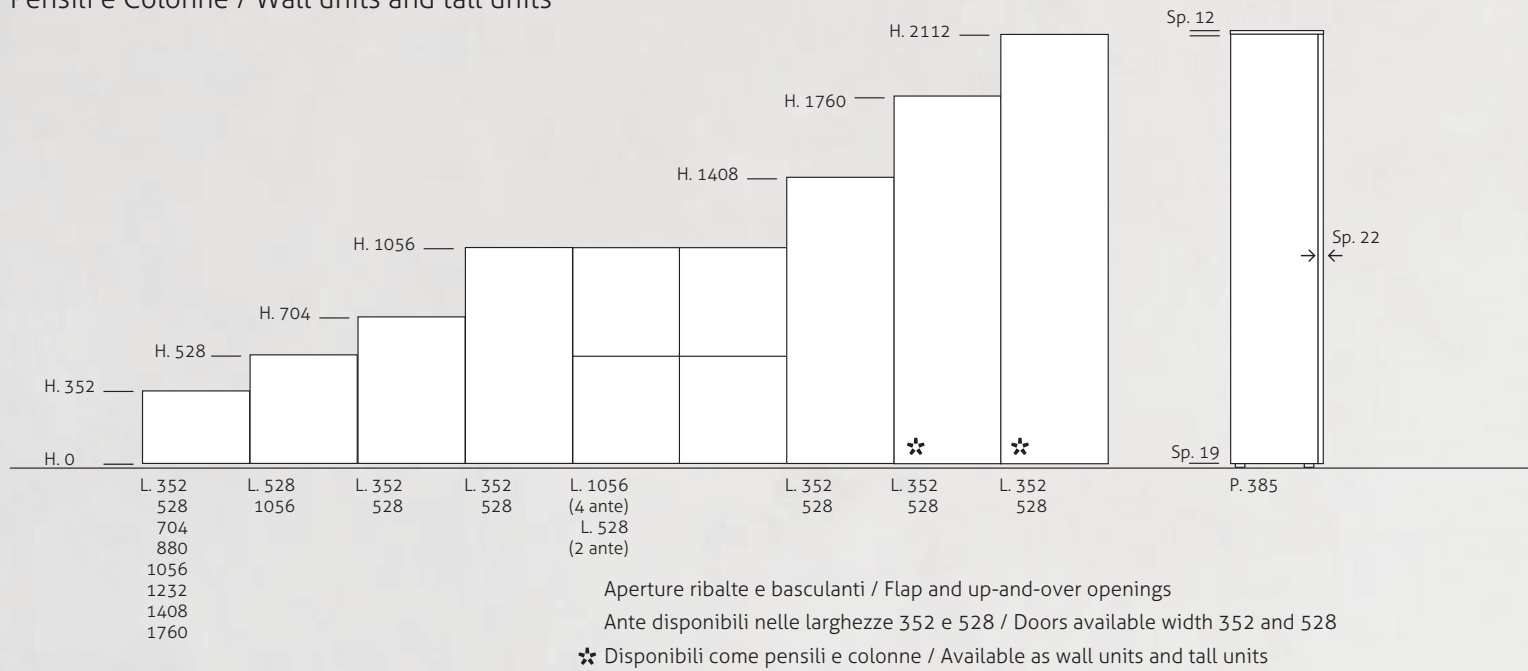
Wallpaper

								
Lupo	Pesce	Lettering	Fiore	Tigre	Affresco	Abstract	Geometrici	Mayolica3
								
Floral	Liberty	Onda	Rombi	Anni 50	Spina pesce	Luxory	Iride	Iride b/n
								
Marrakesh	Piume	Viaggi	Duna	Orologi	Vento			

Sistema Contenitori basi / Storage unit system
a terra o sospesi / floor - floating



Pensili e Colonne / Wall units and tall units



Elementi con scanso / Specific elements with cut-out


Basi / Base

Cassetto + Cassettone
Drawer + Large drawer
DX - SX



L. 1056 / 1232 / 1408
H. 352 / 371
P. 385 / 487

Cassetto + Cassettone
Drawer + Large drawer
DX - SX



L. 1056 / 1232 / 1408
H. 352 / 371
P. 385 / 487

Pensili orizzontali / Horizontal wall units

Basculante
Up-and-over door
DX - SX



L. 1056 / 1232 / 1408
H. 352
P. 385


Ribalta
Flap door
DX - SX



L. 1056 / 1232 / 1408
H. 352
P. 385

Pensili verticali / Vertical wall units

Anta / Door
DX - SX




L. 352
H. 1056 / 1232 / 1408
P. 385

Anta / Door
DX - SX



L. 352
H. 1056 / 1232 / 1408
P. 385

Sistema Spalla / System of struts
altezze / heights



Spalle disponibili - Sp. 38 / 60 - P. 362 - Struts available - Th. 38 - D 362

Sistema Spalla / System of struts
larghezze / widths

